


**sapa:**

# Plaisance 50

Aluminium Windows and Doors





# Avantis 50

## Aluminium Windows and Doors

Plaisance 50 is a non-thermally broken system for aluminium windows and doors with a 50 mm building depth. The system offers a wide range of inward and outward opening possibilities, available at a very good price-quality level. Plaisance 50 is a comprehensive solution for new build or refurbishment projects.

### System features

- Plaisance 50 is a non-thermally insulated system with a solution for all standard applications.
- The system accommodates glazing of 4 to 35,5 mm. For plates, the infill thickness can start from 2 mm.
- The combination of multipoint locking, safety glass and special hardware ensures high resistance against forced entry. Internal tubular glazing beads prevent unclipping from the outside.  
Forced entry resistance: ENV 1627 - 1630 class 2
- A wide range of locking and non-locking handles are integrated in the system.
- Inward opening vents connect to a solid central gasket for a better acoustic insulation.
- All standard shades and ventilation systems can easily be integrated in Plaisance 50.
- It is compatible within its profile and hardware range, as well as with other Sapa Building System products, e.g. curtain wall and conservatory systems.





## Design

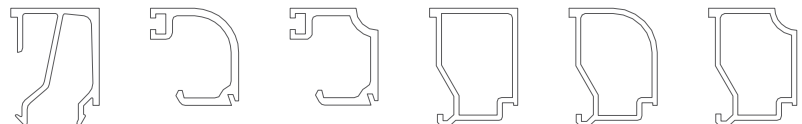
- Plaisance 50 is rounded (Softline) on the inside and straight or bent (Futuro) on the outside.
- Hidden drainage frames are an alternative for drainage caps.
- Doors can be flush or overlapping, single or double, in- or outward opening.
- A comprehensive range of supplementary finishing profiles allows the fenestration to be perfectly integrated into the building.
- Vent, frame and transom profiles are available in several dimensions and meet the requirements regarding stability and design.
- Wide choice of hinges, handles and hardware.



Softline: rounded on the inside



Futuro: bent on the outside



Designer glazing beads add extra finish.

# Plaisance 50

## Fabrication

- Plaisance 50 belongs to the Eurosystem range, it is complementary to other Eurosystem series which results in modularity between systems, allowing fabricators to offer maximum service without increasing stock levels.
- The Euronut groove accommodates all standard hardware.
- A wide range of integrated reinforced mullions and transoms, for greater stability on larger spans.
- Three possible corner connection methods. Frame and vent use the same corner connector.
- Self-tightening corner chevrons ensure perfect stability and a flush mitre joint.
- Specially designed punching tools ensure fast and accurate assembly.
- Sapa Building System offers its software Sapa Logic, an open concept for automation, to fabricators who have a CNC machining center.

## Performance

- Specially designed gaskets, a large decompression chamber and internal drainage to assure perfect weather resistance.
- Effective water evacuation via punched drain holes.
- Special finishing profiles provide additional building drainage.
- The acoustic performance is greatly enhanced with multiple gaskets.



## Project support & service

- Sapa Building System's experienced Project Team will advise you on the best product solutions
- We can help you with pricing, strength calculations, building connections, thermal simulations, etc..
- Specific project solutions can be developed
- Samples, catalogues, technical specifications and digital drawings are available

SapaLogic is a user-friendly calculation program for fast, efficient and complete calculation of windows, doors, structures, curtain walls and conservatories. SapaLogic is very much complete but modular still: the different versions can be adapted to your company's needs.

# Plaisance 50 characteristics

## Dimensions

Min. sightline fixed frame	50 mm
Min. sightline window with inward opening vent	89 mm
Min. sightline window with outward opening vent (top hung)	95 mm
Min. sightline inward opening door	119 mm
Min. sightline outward opening door	119 mm
Min. sightline transom	72 mm
Building depth frame	50 mm
Building depth vent	60 mm
Max. window (width x height)	1100 x 2100 mm
Max. door (width x height)	1100 x 2200 mm

## Glazing

Rebate height	22 mm
Infill thickness fixed frame and vent (inward opening)	2 - 35,5 mm
Infill thickness vent (outward opening)	2 - 45,5 mm
Glazing method	dry glazing with EPDM gaskets or silicon

## Performance

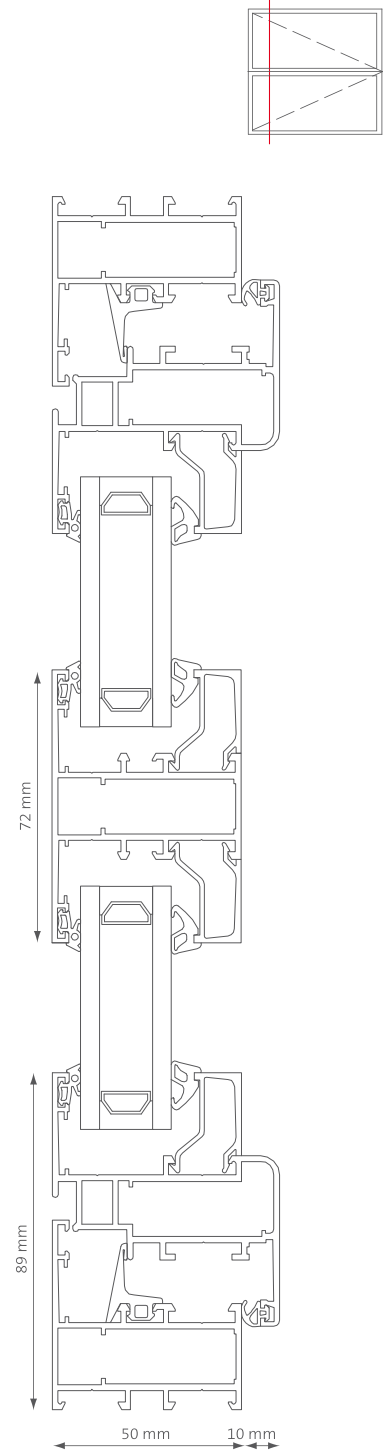
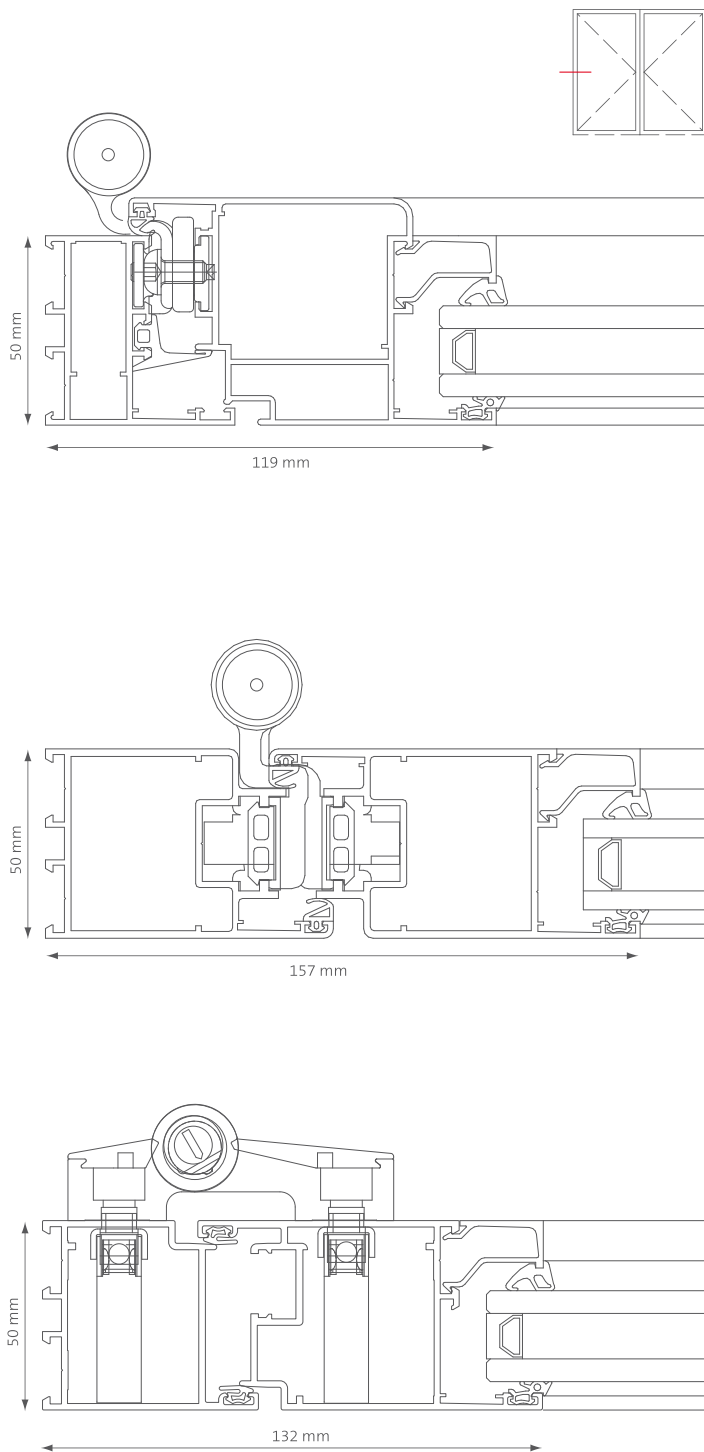
Air permeability	4	600 Pa	EN 12207
Water tightness	E750	750 Pa	EN 12208
Wind resistance, security test	A5	2000 Pa, security 3000 Pa	EN 12210
Acoustic insulation	R <sub>w</sub> (C;Ctr) = 40 (-2;-4) dB (44.2/12/10)		EN ISO 717 / EN ISO 140
Burglary resistance	Class 2		ENV 1627 - 1630

This information is only an indication. For more information, please consult your local Sapa Building System branch.



### Finishes

- Over 400 powder coated paint colours in matt, gloss or satin.
- Unique wood effect, textured and textured metallic ranges are available.
- Anodised finish is also an option.
- Accessories can be supplied in corresponding colours to match the profiles.
- Our surface finishes meet the highest standards of Qualicoat and Qualanod.





Sapa Building System, is one of the largest suppliers of aluminium building systems in Europe and is part of the Norwegian group Sapa. The core business is the development and distribution of aluminium profile systems. Sapa Building System aims for well-developed systems and project solutions offering a tangible added value to fabricators, architects, investors and home-owners.

**Windows, Doors, Sliding Systems, Curtain Walls, Conservatories, Balustrades, Gates, Solar Shading and BIPV**

## Sapa Building Systems nv

Industrielaan 17,  
BE-8810 Lichtervelde  
T +32 (0)51 72 96 66  
F +32 (0)51 72 96 89  
E [info.be@sapagroup.com](mailto:info.be@sapagroup.com)



[www.sapabuildingsystem.com](http://www.sapabuildingsystem.com)